



www.spacresearch.com

US SPAC MONITOR

Aug 11, 2025

This Presentation (the “Presentation”) is provided on a strictly informational basis only. By reviewing or reading this Presentation, you will be deemed to have agreed to the obligations and restrictions set out below. Without the express prior written consent of SPAC Research LLC, the Presentation and any information contained within it may not be (i) reproduced (in whole or in part), (ii) copied at any time, (iii) used for making investment decisions. This Presentation does not constitute or form part of, and should not be construed as, an offer, invitation or inducement to purchase or subscribe for securities nor shall it or any part of it form the basis of, or be relied on in connection with, any contract or commitment whatsoever. This Presentation does not constitute either advice or a recommendation regarding any securities. This Presentation shall not constitute an offer to sell or the solicitation of an offer to buy nor shall there be any sale of these securities in any state in which such offer, solicitation or sale would be unlawful prior to registration or qualification under the securities laws of any such state.

No representations or warranties, express or implied are given in, or in respect of, this Presentation. To the fullest extent permitted by law in no circumstances will SPAC Research, or any of its respective subsidiaries, shareholders, affiliates, representatives, partners, directors, officers, employees, advisers or agents be responsible or liable for any direct, indirect or consequential loss or loss of profit arising from the use of this Presentation, its contents (including economic models or any other materials from SPAC Research), its omissions, reliance on the information contained within it, or on opinions communicated in relation thereto or otherwise arising in connection therewith. The information contained in this Presentation has not been independently verified. Recipients of this Presentation are not to construe its contents, or any prior or subsequent communications from or with SPAC Research or its representatives as investment, legal or tax advice. In addition, this Presentation does not purport to be all-inclusive or to contain all the information related to the subject matter. Recipients of this Presentation should each make their own evaluation of the subject matter and of the relevance and adequacy of the information and should make such other investigations as they deem necessary.

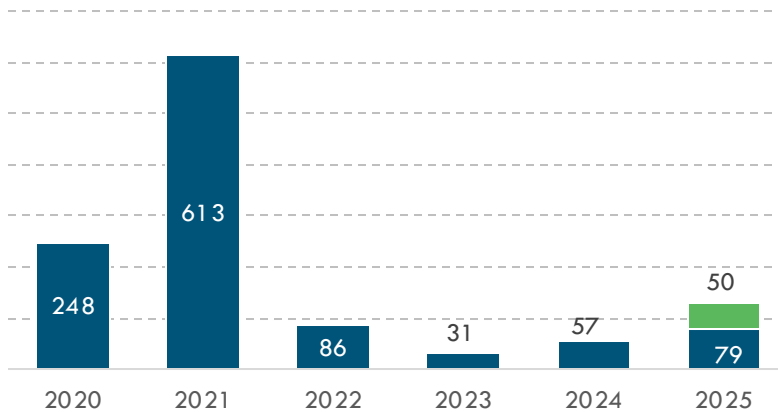
This Presentation contains illustrative returns, projections, estimates and beliefs and similar information (“Forward Looking Information”). Forward Looking Information is subject to inherent uncertainties and qualifications and is based on numerous assumptions, in each case whether or not identified in the Presentation. Forward Looking Information is provided for illustrative purposes only and is not intended to serve as and must not be relied on by any investor as, a guarantee, an assurance, a prediction or a definitive statement of fact or probability. Nothing in this Presentation should be construed as a profit forecast. Actual events and circumstances are difficult or impossible to predict and will differ from assumptions. Some important factors that could cause actual results to differ materially from those in any Forward-Looking Information could include changes in domestic and foreign business, market, Financials, political, and legal conditions. There can be no assurance that any Forward-Looking Information will be realized, and the performance may be materially and adversely different from the Forward-Looking Information. The Forward-Looking Information speaks only as of the date of this Presentation. SPAC Research expressly disclaims any obligation or undertaking to release any updates or revisions to any Forward Looking Information to reflect any change in SPAC Research’s expectations with regard thereto or any changes in events, conditions or circumstances on which any Forward Looking Information is based. Accordingly, undue reliance should not be placed upon the Forward-Looking Information.

The communication of this Presentation is restricted by law; it is not intended for distribution to, or use by any person in, any jurisdiction where such distribution or use would be contrary to local law or regulation. This Agreement supersedes and replaces all previous oral or written agreements, memoranda, correspondence, or other communications between the parties hereto relating to the subject matter hereof.

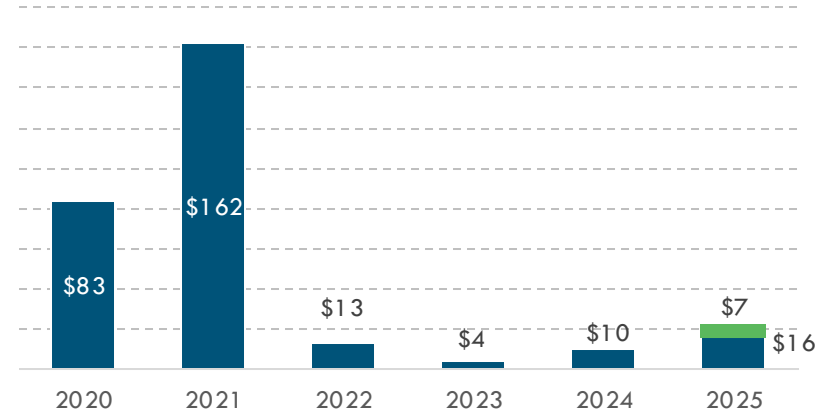
SPAC IPO & DEAL ACTIVITY

■ IPO Priced/Deals Closed ■ Filed but pending

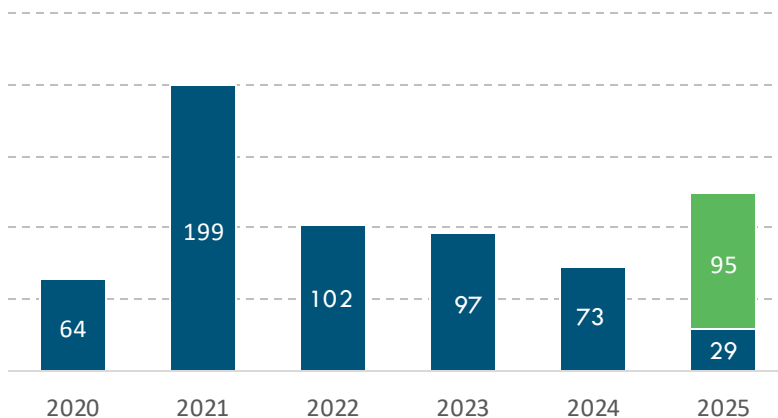
Number of SPAC IPOs



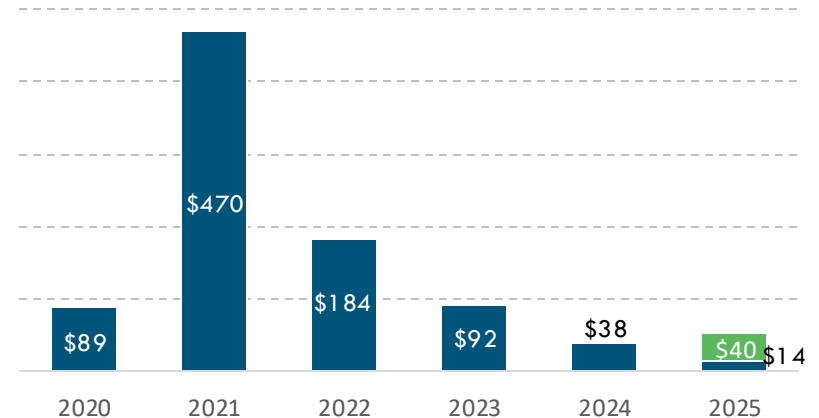
Value of SPAC IPOs, \$billion



Number of SPAC Deals



Value of SPAC Deals, \$billion



CURRENT SPAC PIPELINE

| Current SPAC Pipeline | Number | Value, \$billion | |
|-----------------------|--------|------------------|------|
| S-1 Filings | 50 | 7.1 | |
| Total Active SPACs | 242 | 28.2 | |
| - Searching for Deals | 147 | 22.5 | |
| - Live Deals | 95 | IPO: | 5.7 |
| | | EV: | 39.8 |
| Closed Deals | 29 | 13.7 | |
| Liquidated SPACs | 6 | 1.2 | |

WEEKLY SPAC ACTIVITY

| SPAC Activity Last Week | Number | Value, \$million | |
|-------------------------|--------|------------------|-------|
| S-1 Filings | 6 | 1,140 | |
| IPOs | 2 | 133 | |
| New Deals Announced | 3 | IPO: | 630 |
| | | EV: | 4,164 |
| Deals Closed | 1 | IPO: | 86 |
| | | EV: | - |
| Liquidated SPACs | 0 | 0 | |

SPAC IPOs: LAST WEEK

| SPAC | Ticker | IPO Size, \$M | IPO Unit | Focus | Sponsor(s) | IPO Date | Fri Price, \$ |
|--------------------------------|--------|------------------|----------|-----------------|--------------------------------|-------------|---------------|
| Starry Sea Acquisition Corp | SSEAU | 50 | S+R | General, Global | 1 st time SPAC team | 8-Aug | 10.09 |
| Quantumsphere Acquisition Corp | QUMSU | 83 | S+R | General, Global | 1 st time SPAC team | 5-Aug | 9.95 |

SPAC S-1 FILINGS: LAST WEEK

| SPAC | Ticker | Filed IPO Size, \$M | IPO Unit | Focus | Sponsor(s) | Filing Date |
|-------------------------------------|--------|---------------------|----------|-------------------|--|-------------|
| BoluoC Acquisition Corp | LBKXU | 60 | S+W/2 | General, Global | 1 st time SPAC team | 8-Aug |
| Hall Chadwick Acquisition Corp | HCACU | 180 | S+R | General, Global | Hall Chadwick | 6-Aug |
| Spring Valley Acquisition Corp. III | SVACU | 150 | S+W/3 | General, Global | 3 rd SPAC by Spring Valley team | 6-Aug |
| Iris Acquisition Corp II | - | 150 | S+W/2 | General, Global | 2 nd SPAC by Tribe Capital Management | 4-Aug |
| M3-Brigade Acquisition VI Corp. | MBVIU | 300 | S+W/3 | Financial, Global | 6 th SPAC by M-III Partners & Brigade Capital | 4-Aug |
| New America Acquisition I Corp. | - | 300 | S+W/2 | General, US | 2 nd time SPAC team | 4-Aug |

LIVE DEALS (I)

| SPAC | Ticker | Target | Focus | EV, \$M | EV/IPO | Deals Announced | Fri Price, \$ |
|------------------------------------|--------|---------------------------|------------------|---------|--------|-----------------|---------------|
| SilverBox Corp IV | SBXD | Parataxis | Financial, Asia | - | - | 6-Aug | 10.47 |
| FG Merger II Corp. | FGMC | BOXABL | Industrial, US | 3,500 | | 5-Aug | 9.98 |
| EQV Ventures Acquisition Corp. | EQV | Presidio Petroleum | Energy, US | 664 | | 7-Aug | 10.40 |
| Spring Valley Acquisition Corp. II | SVII | Eagle Energy Metals Corp. | Energy, US | - | - | 31-Jul | 11.87 |
| BPGC Acquisition Corp. | ROSS | iRocket | Technology, US | - | - | 23-Jul | - |
| TLGY Acquisition Corporation | TLGYF | StablecoinX Assets | Financial, US | - | - | 21-Jul | 13.80 |
| Dynamix Corp | DYNX | The Ether Machine | Financial, US | - | - | 21-Jul | 11.18 |
| UY Scuti Acquisition Corp. | UYSC | Isdera Group | Automotive, Asia | - | - | 21-Jul | 10.13 |
| Cantor Equity Partners I, Inc. | CEPO | BSTR | Financial, US | - | - | 17-Jul | 10.58 |
| Cayson Acquisition Corp | CAPN | Mango Financial | Financial, Asia | - | - | 14-Jul | 10.36 |

LIVE DEALS (II)

| SPAC | Ticker | Target | Focus | EV, \$M | EV/IPO | Deals Announced | Fri Price, \$ |
|--------------------------------------|--------|-----------------------|--------------------|---------|--------|-----------------|---------------|
| M3-Brigade Acquisition V Corp. | MBAV | ReserveOne | Financial, US | - | - | 8-Jul | 10.53 |
| Crown PropTech Acquisitions | CPTK | Lancaster Exploration | Materials, Europe | - | - | 3-Jul | - |
| Ribbon Acquisition Corp | RIBB | DRC Medicine | Healthcare, Asia | - | - | 30-Jun | 10.19 |
| Launch One Acquisition Corp. | LPAA | Minovia Therapeutics | Healthcare, Asia | - | - | 25-Jun | 10.41 |
| Columbus Circle Capital Corp. I | CCCM | ProCap BTC | Financial, US | - | - | 23-Jun | 0.67 |
| Quartzsea Acquisition Corp | QSEA | Gaokai | Industrial, Asia | - | - | 6-Jun | 10.10 |
| Churchill Capital Corp IX | CCIX | Plus | Automotive, Global | - | - | 5-Jun | 10.54 |
| Investcorp Europe Acquisition Corp I | IVCBF | nexxbuild | Industrial, US | - | - | 27-May | 12.50 |
| Horizon Space Acquisition II Corp. | HSPT | SL Bio | Healthcare, Global | - | - | 12-May | 10.27 |
| Black Hawk Acquisition Corporation | BKHA | Vessicor Therapeutics | Healthcare, US | - | - | 28-Apr | 10.95 |

LIVE DEALS (III)

| SPAC | Ticker | Target | Focus | EV, \$M | EV/IPO | Deals Announced | Fri Price, \$ |
|---------------------------------------|--------|---------------------------|--------------------|---------|--------|-----------------|---------------|
| Cantor Equity Partners, Inc. | CEP | Twenty One | Financial, US | 3,600 | 36.0x | 23-Apr | 26.83 |
| Voyager Acquisition Corp. | VACH | VERAXA Biotech | Healthcare, Europe | 1,382 | 5.5x | 23-Apr | 10.40 |
| GSR III Acquisition Corp. | GSRT | Terra Innovatum | Energy, US | - | - | 22-Apr | 10.34 |
| Flag Ship Acquisition Corp | FSHP | Great Future Technology | Technology, Asia | - | - | 22-Apr | 10.49 |
| Papaya Growth Opportunity Corp. I | PPYA | PX Energy | Energy, LatAm | - | - | 21-Apr | 11.01 |
| Ares Acquisition Corporation II | AACT | Kodiak Robotics | Automotive, US | 2,639 | 5.3x | 14-Apr | 11.40 |
| International Media Acquisition Corp. | IMAQ | Vietnam Biofuels | Energy, Asia | 1,000 | 4.3x | 9-Apr | 10.54 |
| YHN Acquisition I Ltd | YHNA | Mingde Technology Limited | Energy, Asia | - | - | 4-Apr | 10.43 |
| HCM II Acquisition Corp. | HOND | Terrestrial Energy | Energy, US | 1,024 | 4.5x | 26-Mar | 10.88 |
| Cohen Circle Acquisition Corp. I | CCIR | Kyivstar | Technology, Europe | 2,025 | 8.8x | 18-Mar | 10.43 |

LIVE DEALS (IV)

| SPAC | Ticker | Target | Focus | EV, \$M | EV/IPO | Deals Announced | Fri Price, \$ |
|-----------------------------------|--------|---|-------------------|---------|--------|-----------------|---------------|
| Relativity Acquisition Corp. | RACY | Instinct Brothers | Healthcare, Asia | 242 | 1.7x | 4-Mar | - |
| Helix Acquisition Corp. II | HLXB | BridgeBio Oncology Therapeutics | Healthcare, US | 360 | 2.0x | 28-Feb | 10.06 |
| Arogo Capital Acquisition Corp. | AOGO | Bangkok Tellink | Technology, Asia | - | - | 18-Feb | 12.00 |
| Quetta Acquisition Corporation | QETA | KM QUAD | Automotive, Asia | - | - | 14-Feb | 11.12 |
| Nabors Energy Transition Corp. II | NETD | e2Companies | Energy, US | 772 | 2.5x | 12-Feb | 11.26 |
| A SPAC III Acquisition Corp. | ASPC | Bioserica | Consumer, Asia | - | - | 27-Jan | 10.27 |
| Rising Dragon Acquisition Corp. | RDAC | HZJL | Technology, US | - | - | 27-Jan | 10.35 |
| Embrace Change Acquisition Corp. | EMCG | Tianji | Industrial, Asia | - | - | 27-Jan | 13.95 |
| Israel Acquisitions Corp | ISRL | Gadfin | Industrial, EEMEA | - | - | 27-Jan | 12.60 |
| Four Leaf Acquisition Corporation | FORL | Xiaoyu Dia Interconnect International Limited | Technology, Asia | - | - | 19-Dec-2024 | 11.53 |

LIVE DEALS (V)

| SPAC | Ticker | Target | Focus | EV, \$M | EV/IPO | Deals Announced | Fri Price, \$ |
|--|--------|----------------------------------|-----------------------------|---------|--------|-----------------|---------------|
| Athena Technology Acquisition Corp. II | ATEK | Ace Green Recycling | Technology, US | - | - | 4-Dec-2024 | 10.00 |
| Future Vision II Acquisition Corp. | FVN | Viwo Technology | Technology, Asia | - | - | 29-Nov-2024 | 10.39 |
| Hudson Acquisition I Corp. | HUDA | Aiways Automobile Europe | Automotive, Global | - | - | 22-Nov-2024 | - |
| DT Cloud Acquisition Corporation | DYCQ | Maius | Healthcare, Asia | - | - | 23-Oct-2024 | 10.95 |
| Investcorp AI Acquisition Corp | IVCAF | Bigtincan | Technology, Global | - | - | 21-Oct-2024 | 11.02 |
| Iron Horse Acquisitions Corp. | IROH | China Food Investment | Food, Asia | 523 | 7.6x | 2-Oct-2024 | 10.98 |
| Breeze Holdings Acquisition Corp. | BRZH | YD Biopharma | Healthcare, Global | 694 | 6.0x | 25-Sep-2024 | 11.90 |
| Future Tech II Acquisition Corp. | FTII | Longevity Biomedical | Healthcare, US | 100 | 0.9x | 20-Sep-2024 | 12.30 |
| Horizon Space Acquisition I Corp. | HSPO | Squirrel Enlivened International | Media & Entertainment, Asia | 200 | 2.9x | 16-Sep-2024 | 12.19 |
| Alpha Star Acquisition Corp | ALSAF | XDATA | Financial, Europe | - | - | 13-Sep-2024 | 14.00 |

LIVE DEALS (VI)

| SPAC | Ticker | Target | Focus | EV, \$M | EV/IPO | Deals Announced | Fri Price, \$ |
|-------------------------------------|--------|------------------------------------|---------------------------|---------|--------|-----------------|---------------|
| Southport Acquisition Corporation | PORT | Angel Studios | Media & Entertainment, US | 1,560 | 6.8x | 11-Sep-2024 | 12.24 |
| Compass Digital Acquisition Corp. | CDAQF | EEW Renewables | Energy, Global | 386 | 1.8x | 6-Sep-2024 | 11.00 |
| Keen Vision Acquisition Corporation | KVAC | Medera | Healthcare, US | 623 | 4.2x | 5-Sep-2024 | 11.45 |
| Denali Capital Acquisition Corp. | DNQAF | Semnur Pharmaceuticals | Healthcare, US | - | - | 3-Sep-2024 | 11.54 |
| Cactus Acquisition Corp. 1 Ltd | CCTSF | Tembo E-LV | Automotive, Europe | 904 | 7.1 x | 29-Aug-2024 | 11.79 |
| Mountain Crest Acquisition Corp. V | MCAG | CUBEBIO | Healthcare, Asia | - | - | 29-Aug-2024 | 11.41 |
| Concord Acquisition Corp II | CNDA | <u>Events.com</u> | Media & Entertainment, US | 399 | 1.4x | 27-Aug-2024 | 11.42 |
| Plum Acquisition Corp. III | PLMJF | Tactical Resources | Materials, US | 594 | 2.1 x | 23-Aug-2024 | 11.29 |
| Yotta Acquisition Corporation | YOTA | DRIVEiT Financial Auto Group, Inc. | Automotive, US | - | - | 21-Aug-2024 | 11.70 |
| AlphaVest Acquisition Corp. | ATMV | AMC Corporation | Consumer, Global | 180 | 2.6x | 19-Aug-2024 | 11.91 |

LIVE DEALS (VII)

| SPAC | Ticker | Target | Focus | EV, \$M | EV/IPO | Deals Announced | Fri Price, \$ |
|---|--------|-----------------------------|--------------------|---------|--------|-----------------|---------------|
| Healthcare AI Acquisition Corp. | HAI AF | Leading Group | Financial, Asia | 531 | 2.5x | 15-Aug-2024 | 11.72 |
| Integrated Rail and Resources Acquisition Corp. | IRRX | Tar Sands Holding II | Materials, US | 165 | 0.7x | 12-Aug-2024 | 17.00 |
| Trailblazer Merger Corporation I | TBMC | Cyabra Strategy | Technology, EEMEA | 70 | 1.0x | 23-Jul-2024 | 11.61 |
| Maquia Capital Acquisition Corporation | MAQC | Velocium | Technology, US | 445 | 2.6x | 22-Jul-2024 | 11.30 |
| Aquaron Acquisition Corp. | AQUC | HUTURE | Automotive, Asia | 1,000 | 18.5x | 12-Jul-2024 | 10.92 |
| Goldenstone Acquisition Ltd. | GDST | Infintium Fuel Cell Systems | Energy, US | 130 | 2.2x | 26-Jun-2024 | 12.10 |
| Cartica Acquisition Corp | CRTAF | Nidar Infrastructure | Technology, Asia | 4,184 | 18.2x | 24-Jun-2024 | 12.35 |
| Aimei Health Technology Co., Ltd | AFJK | United Hydrogen Group | Energy, Asia | 1,600 | 23.2x | 20-Jun-2024 | 11.21 |
| Bayview Acquisition Corp | BAYA | Oabay | Financial, Asia | 393 | 6.6x | 7-Jun-2024 | 11.12 |
| Integrated Wellness Acquisition Corp | WELNF | Btab Ecommerce Group | Technology, Global | - | - | 31-May-2024 | 12.20 |

LIVE DEALS (VIII)

| SPAC | Ticker | Target | Focus | EV, \$M | EV/IPO | Deals Announced | Fri Price, \$ |
|--|--------|-------------------------------------|----------------------------|---------|--------|-----------------|---------------|
| WinVest Acquisition Corp. | WINV | Xtribe | Technology, Europe | 147 | 1.3x | 9-May-2024 | 12.55 |
| Welsbach Technology Metals Acquisition Corp. | WTMA | Evolution Metals | Materials, Global | - | - | 29-Mar-2024 | 11.00 |
| IX Acquisition Corp. | IXAQF | AERKOMM | Technology, US | 240 | 1.0x | 29-Mar-2024 | 12.01 |
| APx Acquisition Corp. I | APXIF | OmnigenicsAI Corp, MultiplAI Health | Healthcare, Global | 340 | 2.0x | 26-Mar-2024 | 11.84 |
| Rigel Resource Acquisition Corp. | RRACF | Aurous | Materials, EEMEA | 458 | 1.5x | 11-Mar-2024 | 11.01 |
| Perception Capital Corp. III | PFTA | RBio Energy | Energy, US | - | - | 7-Feb-2024 | - |
| Globalink Investment Inc. | GLLI | Alps Global Holding Berhad | Healthcare, Asia | 1,600 | 13.9x | 31-Jan-2024 | 11.75 |
| CSLM Acquisition Corp. | CSLMF | Fusemachines | Technology, Global | - | - | 23-Jan-2024 | 6.50 |
| Bowen Acquisition Corp | BOWN | Qianzhi BioTech | Healthcare, Asia | - | - | 18-Jan-2024 | 9.19 |
| Direct Selling Acquisition Corp. | DSAQ | Hunch Mobility | Travel & Hospitality, Asia | 223 | 1.0x | 18-Jan-2024 | 11.69 |

LIVE DEALS (IX)

| SPAC | Ticker | Target | Focus | EV, \$M | EV/IPO | Deals Announced | Fri Price, \$ |
|----------------------------------|--------|---------------------------------|--------------------|---------|--------|-----------------|---------------|
| AlphaTime Acquisition Corp | ATMC | HCYC Asia | Financial, Asia | - | - | 5-Jan-2024 | 12.55 |
| ClimateRock | CLRCF | GreenRock | Energy, Europe | - | - | 5-Jan-2024 | 11.00 |
| Zalatoris II Acquisition Corp | ZLSSF | Eco Modular | Consumer, Europe | 600 | 2.7x | 5-Dec-2023 | 12.01 |
| DUET Acquisition Corp. | DUET | Fenix 360 | Technology, Global | 610 | 7.1x | 28-Nov-2023 | 11.84 |
| Pyrophyte Acquisition Corp. | PHYTF | Sio Silica Corporation | Materials, Global | 708 | 3.5x | 13-Nov-2023 | 11.01 |
| Aimfinity Investment Corp. | AIMTF | Docter | Healthcare, Asia | - | - | 16-Oct-2023 | - |
| Inception Growth Acquisition Ltd | IGTA | AgileAlgo Holdings | Technology, Global | - | - | 13-Sep-2023 | 11.75 |
| Zalatoris Acquisition Corp. | TCOA | AnyTech365 | Technology, Europe | 220 | 1.3x | 8-Sep-2023 | 6.50 |
| Oak Woods Acquisition Corp | OAKU | Huajin (China) Holdings Limited | Industrial, Asia | - | - | 14-Aug-2023 | 9.19 |
| HHG Capital Corporation | HHGC | Perfect Hexagon Group | Financial, Asia | - | - | 3-Aug-2023 | 11.69 |

LIVE DEALS (IX)

| SPAC | Ticker | Target | Focus | EV, \$M | EV/IPO | Deals Announced | Fri Price, \$ |
|--|--------|---------------------------|-------------------------------|---------|--------|-----------------|---------------|
| Aura FAT Projects Acquisition Corp | AFAR | Allrites Holdings | Technology, Global | 92 | 0.8x | 9-May-2023 | - |
| Northern Revival Acquisition Corporation | NRAC | Braiin | Food, US | 215 | 0.9x | 21-Mar-2023 | - |
| PHP Ventures Acquisition Corp. | PPHP | Modulex Modular Buildings | Technology, Europe | 738 | 12.7x | 8-Dec-2022 | - |
| Goal Acquisitions Corp. | PUCK | Digital Virgo | Media & Entertainment, Global | 598 | 2.3x | 17-Nov-2022 | 12.83 |
| Technology & Telecommunication Acquisition Corporation | TETEF | Super Apps Holdings | Financial, Asia | 1,100 | 9.6x | 19-Oct-2022 | 12.08 |

2025 CLOSED DEALS (I)

| SPAC | New Ticker | Target | Focus | EV, \$M | EV/IPO | Deals Closed | Fri Price, \$ |
|---|------------|-------------------------|------------------------------|---------|--------|--------------|---------------|
| Chenghe Acquisition II Co. | PLBL | Polibeli Group | Consumer, Asia | - | - | 7-Aug | 10.73 |
| Colombier Acquisition Corp. II | PEW | GrabAGun | Consumer, US | 198 | 1.2x | 15-Jul | 6.09 |
| Bannix Acquisition Corp. | VWAV | VisionWave Technologies | Technology, US | - | - | 14-Jul | 6.90 |
| NorthView Acquisition Corporation | PFSA | Profusa | Healthcare, US | 270 | 1.4x | 11-Jul | 0.48 |
| Distoken Acquisition Corporation | YOUL | Youlife | Consumer, Asia | - | - | 9-Jul | 2.01 |
| JVSPAC Acquisition Corp. | HBNB | Hotel101 | Travel & Hospitality, Global | - | - | 30-Jun | 1.75 |
| Finnovate Acquisition Corp | SCAG | Scage International | Automotive, Asia | - | - | 27-Jun | 3.86 |
| Perception Capital Corp. IV | BGL | Blue Gold Holdings | Materials, Global | - | - | 25-Jun | 12.34 |
| ShoulderUp Technology Acquisition Corp. | DAIC | SEE ID | Technology, US | 130 | 0.4x | 20-Jun | 5.02 |
| Focus Impact BH3 Acquisition Company | SAFX | XCF Global Capital | Energy, US | 1,829 | 8.0x | 6-Jun | 1.29 |

2025 CLOSED DEALS (II)

| SPAC | New Ticker | Target | Focus | EV, \$M | EV/IPO | Deals Closed | Fri Price, \$ |
|---------------------------------------|------------|---|-------------------------------|---------|--------|--------------|---------------|
| Hennessy Capital Investment Corp. VI | NAMM | Namib Minerals | Industrial, EEMEA | 602 | 1.8x | 5-Jun | 2.71 |
| Black Spade Acquisition II Co | TGE | World Media and Entertainment Universal | Media & Entertainment, Europe | 892 | 5.8x | 4-Jun | 3.72 |
| Global Star Acquisition, Inc. | KWM | K Wave Media | Media & Entertainment, Asia | 610 | 6.6x | 13-May | 3.90 |
| Bukit Jalil Global Acquisition 1 Ltd. | GIBO | Global IBO Group | Media & Entertainment, Asia | - | - | 8-May | 0.04 |
| Iris Acquisition Corp | LIMN | Liminatus Pharm | Healthcare, US | 175 | 0.6x | 30-Apr | 4.42 |
| SK Growth Opportunities Corporation | BULL | Webull | Financial, Global | 4,700 | 22.4x | 10-Apr | 15.00 |
| Marblegate Acquisition Corp. | MGTE | DelPalma | Travel & Hospitality, US | 750 | 2.5x | 10-Apr | 1.90 |
| Battery Future Acquisition Corp. | KIDZ | Class Over | Consumer, Global | 135 | 0.4x | 4-Apr | 1.52 |
| Inflection Point Acquisition Corp. II | USAR | USA Rare Earth | Materials, US | 870 | 3.5x | 13-Mar | 16.26 |
| PowerUp Acquisition Corp. | ASBP | Aspire Biopharma | Healthcare, US | - | - | 19-Feb | 0.34 |

2025 CLOSED DEALS (III)

| SPAC | New Ticker | Target | Focus | EV, \$M | EV/IPO | Deals Closed | Fri Price, \$ |
|--|------------|--------------------------------------|-----------------------------|---------|--------|--------------|---------------|
| Western Acquisition Ventures Corp. | CYCU | Cycurion | Technology, Global | 170 | 1.5x | 14-Feb | 0.36 |
| Bellevue Life Sciences Acquisition Corp. | OSRH | OSR Holdings | Healthcare, Global | - | - | 14-Feb | 0.60 |
| FTAC Emerald Acquisition Corp. | FLD | Fold | Financial, US | 356 | 1.4x | 14-Feb | 4.01 |
| RF Acquisition Corp. | GCL | GCL Asia | Media & Entertainment, Asia | - | - | 13-Feb | 3.73 |
| Golden Star Acquisition Corporation | GMHS | Gamehaus | Media & Entertainment, US | 500 | 7.2x | 24-Jan | 1.29 |
| Chenghe Acquisition I Co. | KBSX | Femco Steel Technology Co. | Industrial, Asia | - | - | 15-Jan | 1.69 |
| BurTech Acquisition Corp. | BZAI | Blaize, Inc. | Technology, Global | 1,199 | 4.2x | 13-Jan | 3.20 |
| Mars Acquisition Corp. | STAI | ScanTech Identification Beam Systems | Technology, US | 323 | 4.7x | 2-Jan | 0.54 |
| Coliseum Acquisition Corp. | RAIN | Rain Enhancement Technologies | Technology, Global | 45 | 0.3x | 31-Dec | 3.29 |

IPO UNDERWRITERS: LEAGUE TABLE YTD

| Rank by Vol Sold | Underwriters | Bookrunner Volume, \$M ¹ | % Share | Bookrunner Count | % Share |
|------------------|---------------------------|-------------------------------------|---------|------------------|---------|
| 1 | Cantor Fitzgerald | 4,214 | 26.8% | 17 | 18.1% |
| 2 | BTIG | 3,136 | 19.9% | 13 | 13.8% |
| 3 | Clear Street | 1,761 | 11.2% | 12 | 12.8% |
| 4 | Cohen Capital Markets | 1,568 | 10.0% | 14 | 14.9% |
| 5 | Santander | 1,315 | 8.4% | 5 | 5.3% |
| 6 | D. Boral Capital | 681 | 4.3% | 4 | 4.3% |
| 7 | Kingswood | 419 | 2.7% | 3 | 3.2% |
| 8 | Stifel Nicolaus | 374 | 2.4% | 2 | 2.1% |
| 9 | Seaport Global Securities | 319 | 2.0% | 4 | 4.3% |
| 10 | Citigroup | 318 | 2.0% | 2 | 2.1% |
| 11 | UBS | 277 | 1.8% | 2 | 2.1% |
| 12 | A.G.P | 229 | 1.5% | 4 | 4.3% |
| 13 | Maxim | 228 | 1.5% | 3 | 3.2% |
| 14 | EarlyBirdCapital | 201 | 1.3% | 2 | 2.1% |
| 15 | Needham | 150 | 1.0% | 1 | 1.1% |
| 16 | ThinkEquity | 149 | 1.0% | 2 | 2.1% |
| 17 | Roth Capital Partners | 115 | 0.7% | 1 | 1.1% |
| 18 | Northland Capital Markets | 115 | 0.7% | 1 | 1.1% |
| 19 | JonesTrading | 110 | 0.7% | 1 | 1.1% |
| 20 | Loop Capital Markets | 63 | 0.4% | 1 | 1.1% |

1. Credit for Bookrunner Volume is awarded to the sole bookrunner or split equally among joint bookrunners